

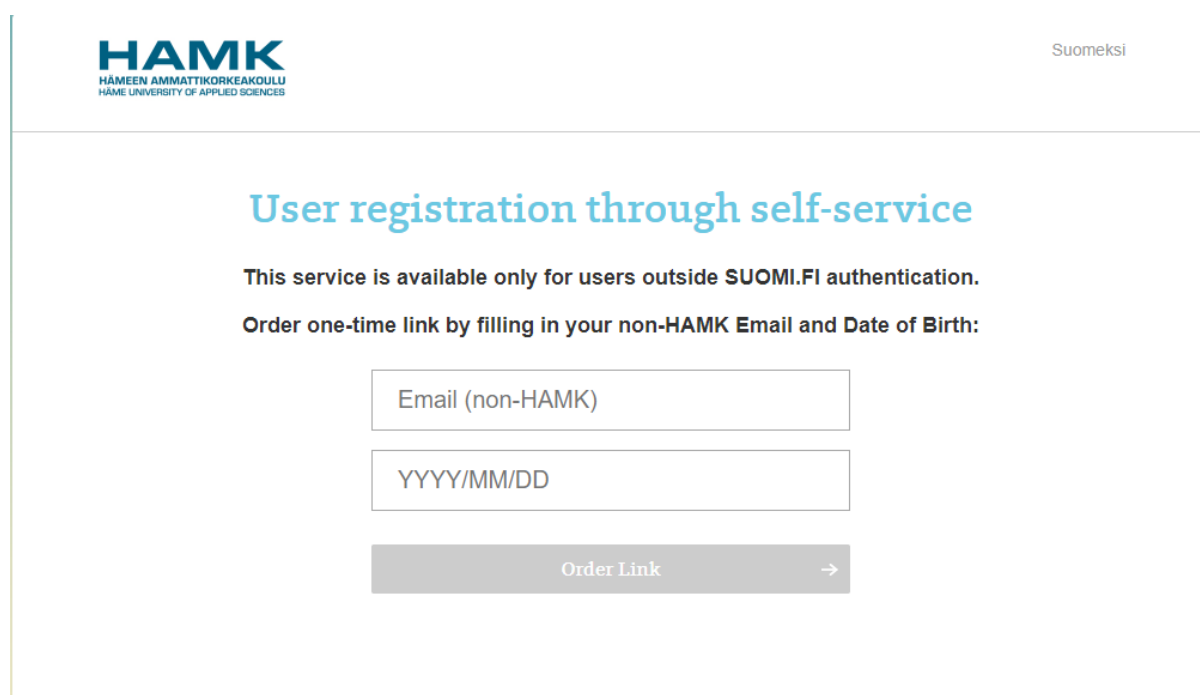
User registration through self-service (without strong authentication)

If you cannot authenticate with Finnish bank account or other means of strong authentication, you can register your account with your personal email address and birthdate. **Please note: Using this authentication method requires that you have given aforementioned information to HAMK**

You can only use this registration method, if you DO NOT have a Finnish social security number. If you do have a Finnish social security number, please use <https://patu.hamk.fi/frontpage?lang=en> to register your account with strong authentication.

If you register your account with one-time password authentication, you cannot use HAKA services! HAKA services include, but are not limited to, for example HAMK library e-books and other e-materials. If you need to use HAKA services, you have to authenticate with Finnish banking account, Finnish mobile certificate or Finnish electric identity card in <https://patu.hamk.fi/frontpage?lang=en>

1. Go to <https://www.hamk.fi/one-time-password>



HAMK
HÄMEEN AMMATTIKORKEAKOULU
HÄME UNIVERSITY OF APPLIED SCIENCES

Suomeksi

User registration through self-service

This service is available only for users outside SUOMI.FI authentication.

Order one-time link by filling in your non-HAMK Email and Date of Birth:

Email (non-HAMK)

YYYY/MM/DD

Order Link →

2. Enter your non-HAMK email address and birthdate. Enter your birthdate like this: YYYYMMDD, for example, 19981206 is the 6th of December in 1998.

Press "Order link" after you have given the required information.

User registration through self-service

This service is available only for users outside **SUOMI.FI** authentication.

Order one-time link by filling in your non-HAMK **Email** and **Date of Birth**:



The screenshot shows a registration form with two input fields and a button. The first field contains a redacted email address followed by '@gmail.com'. The second field contains a redacted date in the format '19██/0█/0█'. Below the fields is a blue button labeled 'Order Link' with a right-pointing arrow.

3. Next you'll see the confirmation window, which tells you that one time authentication link has been sent to your personal e-mail address

One time link sent

Please follow the instructions sent to your email
██████████@gmail.com

Notice the link is valid only for a limited time!

4. Open your personal mailbox. You should see email from noreply@hamk.fi. Open this email message and click the link in the message:



noreply@hamk.fi

-> minä ▾

englanti ▾ > suomi ▾ [Käännä viesti](#)

Hi [REDACTED]

A link for registering your HAMK username has been created.
The link allows you to take your username in use and set the password:

<https://patu.hamk.fi/otp?id=5000e775-a7d9-4829-b43f-e9cd4499ebfc>

The link can only be used once and is valid till 21 Jan 2019 10:41 EET.

Best regards,

HAMK Information Management

NOTE: If you have not ordered this link, you can ignore this message.

More information about HAMK's electronic services is available at <https://intra.hamk.fi>

5. Click "Continue registration"



Suomeksi | Log out



1 – One-time link authentication

You have been successfully authenticated by using the one-time link.
Proceed to register your **HAMK username**.

[Continue registration →](#)



6. Please read terms and conditions carefully and click "I accept the terms and conditions", if you agree.



2 – Terms and Conditions



Everyone is personally responsible for the use of his or her User ID.



Terms and conditions of use bind and obligate all users of HAMK's IT Services.



HAMK's IT Services are intended for work- and study-related use..



Reasonable private use of these services is allowed provided that laws and good manners are observed.



Everyone must respect privacy and data ownership.



All commercial or propagandistic use is prohibited.

[Read full terms and conditions](#)


I accept the terms and conditions →

7. Set yourself a new password by entering your desired password twice and press “Change password”



3 – Set the password

Keep your data safe by choosing a strong password.

✓ >9 characters ✓ 0-9 ✓ a-z + A-Z


Change password →

8. You are now ready to use HAMK's electronic services!




 **Ready!**

Welcome to HAMK's electronic services.

Username 

E-mail 

Student ID 

✉ A summary of your user information has been sent both to your HAMK and personal e-mail address.

[→ HAMK Intranet](#) [→ IT Help](#) [→ HAMK E-mail](#) [→ HAMK Library](#) [→ Student's Desktop](#)

[To the Home page](#)
