

HAMK Identity Service

Personal user account activation

To activate personal user account, in Internet-browser go to address <https://id.hamk.fi/sspr/>

You will be presented with following page.



Suomeksi

HAMK Identity Service



Activate your user account, or change a forgotten password using Finnish bank ID, mobile certificate, or certificate card here. This is a secure and recommended way to identify yourself.

If you do not have Finnish bank ID, mobile certificate, or certificate card. Activate your user account or change a forgotten password here. Use strong authentication when possible. Use identification method above when possible.

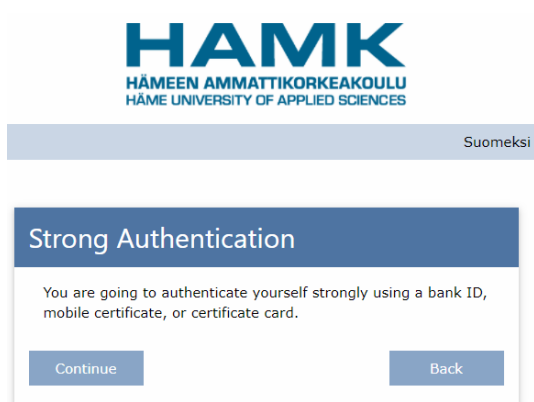
Change your password by logging in with your user account and current password here.

Please use the first option when possible.

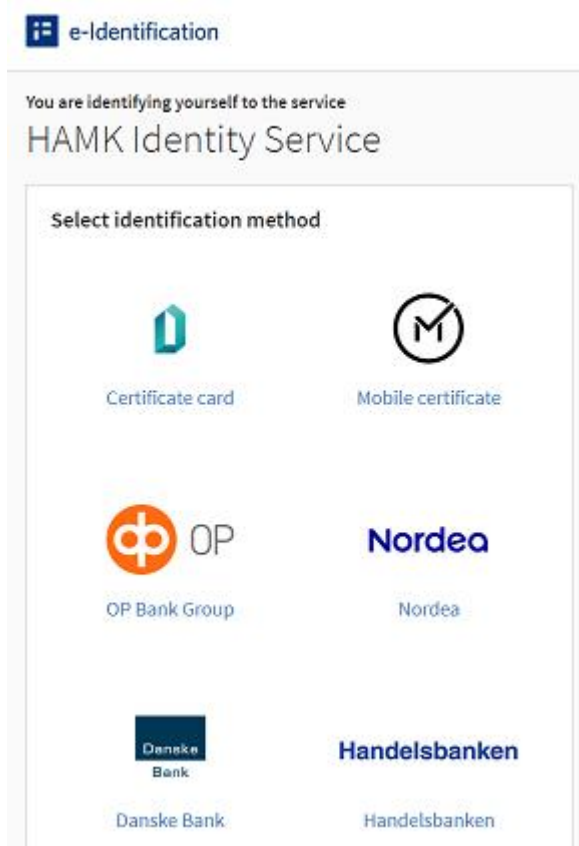
The middle option will use personal e-mail address and date of birth to identify you.

Authentication with Finnish bank id, mobile certificate, or certificate card

Clicking on the first option on the homepage of the Identity Service will take you to the next page.



After this you will be presented with following page.



Select your own bank and use your bank ids to login. You may also use your certificate card or mobile certificate if you have any.

The next step in identification is bank specific. Follow the instructions given to you by your bank until you are returned to HAMK Identity Service.

If you have more than one user account with your personal unique code, you may select the one you want to activate. Otherwise, you will only have one user account to select.

HAMK
HÄMEEN AMMATTIKORKEAKOULU
HÄME UNIVERSITY OF APPLIED SCIENCES

Suomeksi

User accounts

Select user account:

Username:
Email Address:
Company:
Title:

Username:
Email Address:
Company:
Title:

Continue Quit


Personal information has been removed from the picture above.


Once you have selected your user account, you will be presented with following page.


HAMK
HÄMEEN AMMATTIKORKEAKOULU
HÄME UNIVERSITY OF APPLIED SCIENCES


Suomeksi Help Rules Log out


Terms and Conditions


 Everyone is personally responsible for the use of his or her User ID.

 Terms and conditions of use bind and obligate all users of HAMK's IT Services.

 HAMK's IT Services are intended for work- and study-related user.

 Reasonable private use of these services is allowed provided that laws and good manners are observed.

 Everyone must respect privacy and data ownership.

 All commercial or propagandistic use is prohibited.

Close

To continue, you will have to read and accept terms of use. Terms of use will need to be accepted once per user account if you have more than one.

Afterwards you will be presented with following page.

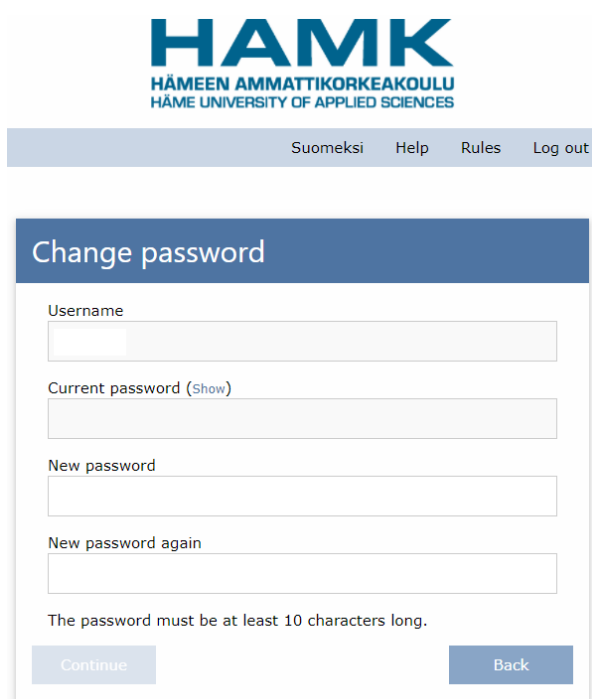


The screenshot shows the HAMK logo at the top, followed by a navigation bar with links for 'Suomeksi', 'Help', 'Rules', and 'Log out'. Below this is a form titled 'User information' with the following fields: Name, Organization, Title, Username, Sign-in address, and Email address. A 'Password' button is located at the bottom of the form.

Personal information has been removed from the picture above.

Sign-in address is what you will use to login to almost all services provided by HAMK. Some services will also accept username or email address.

Use the Password button to set the desired password. Password requirements are listed at the bottom of the page.



The screenshot shows the HAMK logo at the top, followed by a navigation bar with links for 'Suomeksi', 'Help', 'Rules', and 'Log out'. Below this is a form titled 'Change password' with the following fields: Username, Current password (with a 'Show' link), New password, and New password again. A note at the bottom states 'The password must be at least 10 characters long.' There are 'Continue' and 'Back' buttons at the bottom of the form.

After you have set your desired password, you will be presented with following page.

Password

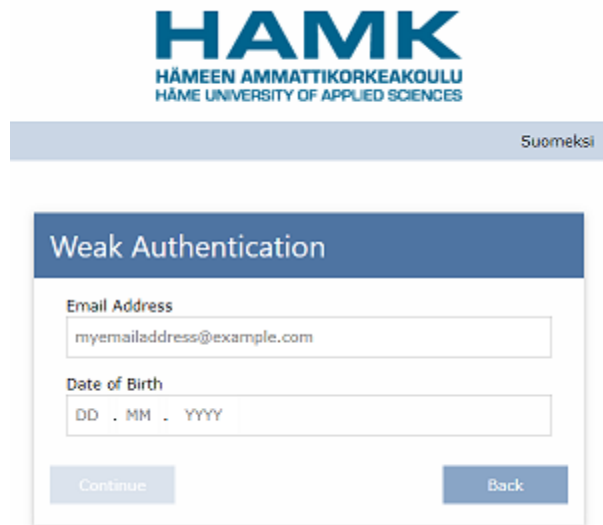
Wait a few minutes for the new password to take effect.
Remember to update your password wherever you save your
login information.

[Continue](#)

In a few minutes, you can log in to services provided by HAMK with the password you set.

Authentication with date of birth and personal e-mail address

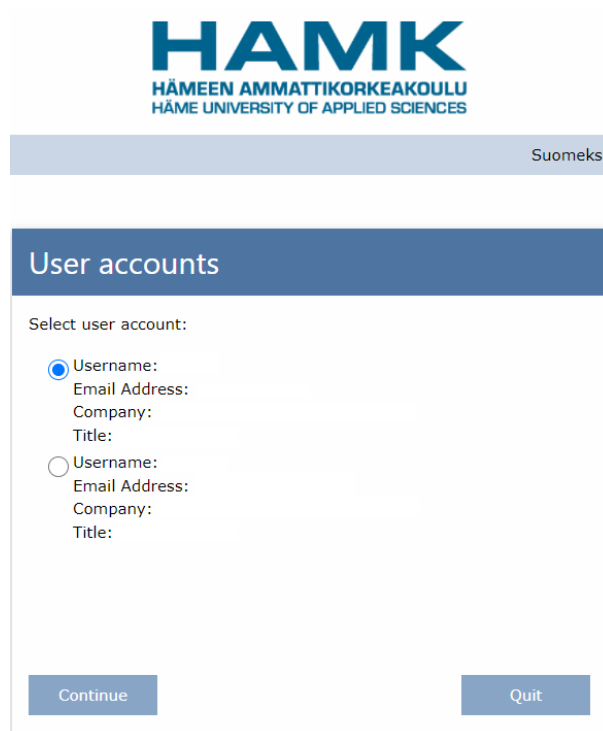
Clicking on the middle option on the homepage of the Identity Service will take you to the next page.



The screenshot shows the HAMK logo at the top, followed by the text "HÄMEEN AMMATTIKORKEAKOULU" and "HÄME UNIVERSITY OF APPLIED SCIENCES". Below this is a language selector "Suomeksi". The main content area is titled "Weak Authentication" and contains two input fields: "Email Address" with the placeholder "myemailaddress@example.com" and "Date of Birth" with the placeholder "DD . MM . YYYY". At the bottom are two buttons: "Continue" and "Back".

Enter your personal e-mail address that you have provided to HAMK and your date of birth.

If more than one user account was found with the information you provided, you may select the one you want to activate. Otherwise, you will only have one user account to select.



The screenshot shows the HAMK logo at the top, followed by the text "HÄMEEN AMMATTIKORKEAKOULU" and "HÄME UNIVERSITY OF APPLIED SCIENCES". Below this is a language selector "Suomeksi". The main content area is titled "User accounts" and contains the text "Select user account:". There are two radio button options, each followed by a list of fields: "Username:", "Email Address:", "Company:", and "Title:". At the bottom are two buttons: "Continue" and "Quit".

Personal information has been removed from the picture above.

Once you have selected your user account, you will be presented with following page.

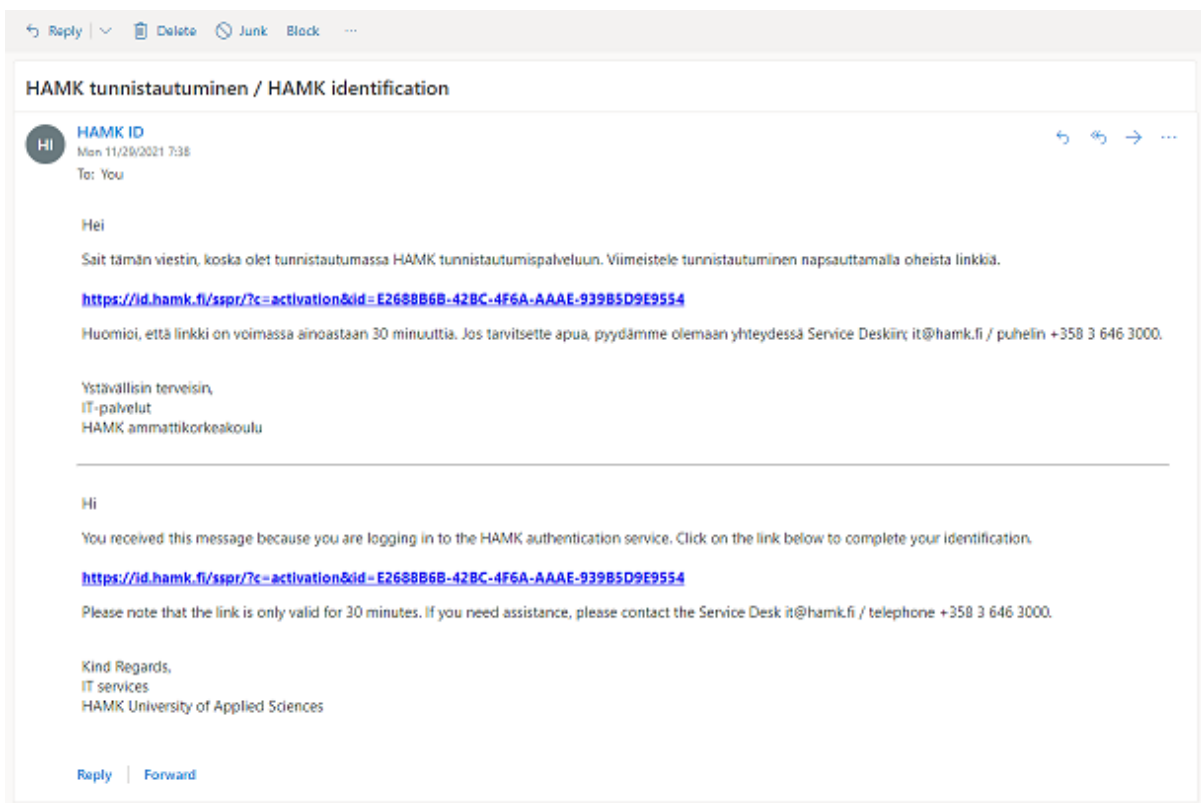
Weak Authentication

You will receive an activation message in a few minutes. Follow the instructions in the message.

Continue

After few minutes check your e-mail and follow the instructions in the e-mail. If you cannot find the email, check your junk e-mail folder.







The e-mail you receive is like the one below.



Personal information has been removed from the picture above.

Click on the link in the email. The following page opens from the link.

Terms and Conditions

-  Everyone is personally responsible for the use of his or her User ID.
-  Terms and conditions of use bind and obligate all users of HAMK's IT Services.
-  HAMK's IT Services are intended for work- and study-related user.
-  Reasonable private use of these services is allowed provided that laws and good manners are observed.
-  Everyone must respect privacy and data ownership.
-  All commercial or propagandistic use is prohibited.

Close

To continue, you will have to read and accept terms of use. Terms of use will need to be accepted once per user account if you have more than one.

Afterwards you will be presented with following page.

User information

Name: _____

Organization: _____

Title: _____

Username: _____

Sign-in address: _____

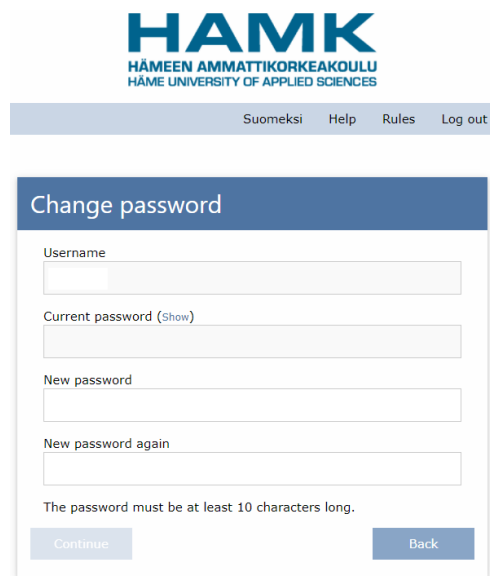
Email address: _____

Password

Personal information has been removed from the picture above.

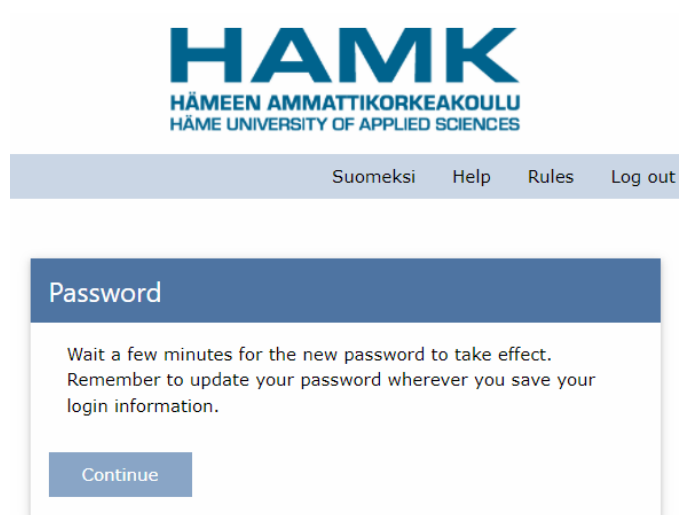
Sign-in address is what you will use to login to almost all services provided by HAMK. Some services will also accept username or email address.

Use the Password button to set the desired password. Password requirements are listed at the bottom of the page.



The screenshot shows the 'Change password' form on the HAMK website. At the top, the HAMK logo is displayed, followed by the text 'HÄMEEN AMMATTIKORKEAKOULU' and 'HÄME UNIVERSITY OF APPLIED SCIENCES'. Below the logo is a navigation bar with links for 'Suomeksi', 'Help', 'Rules', and 'Log out'. The main content area has a blue header with the text 'Change password'. Below this header are four input fields: 'Username', 'Current password (Show)', 'New password', and 'New password again'. Below the input fields is a note: 'The password must be at least 10 characters long.' At the bottom of the form are two buttons: 'Continue' and 'Back'.

After you have set your desired password, you will be presented with following page.



The screenshot shows the 'Password' confirmation page on the HAMK website. At the top, the HAMK logo is displayed, followed by the text 'HÄMEEN AMMATTIKORKEAKOULU' and 'HÄME UNIVERSITY OF APPLIED SCIENCES'. Below the logo is a navigation bar with links for 'Suomeksi', 'Help', 'Rules', and 'Log out'. The main content area has a blue header with the text 'Password'. Below this header is a message: 'Wait a few minutes for the new password to take effect. Remember to update your password wherever you save your login information.' At the bottom of the message is a 'Continue' button.

In a few minutes, you can log in to services provided by HAMK with the password you set.